

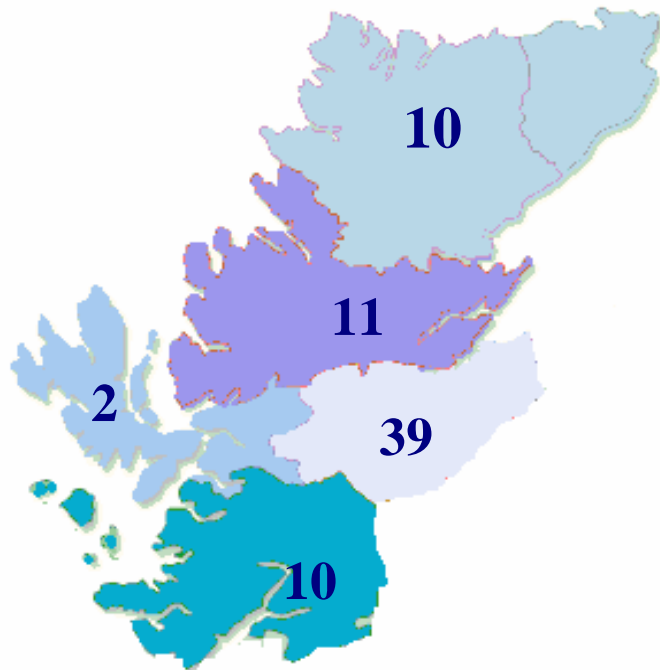
AUGUST - OCTOBER 2010



***“We aim to have an interview with our clients within 2 weeks of receiving their referral form”***

## Referrals to date for 2010

Referrals per area:



Breakdown of referrals:

🌀	January -	4
🌀	February -	16
🌀	March -	9
🌀	April -	4
🌀	May -	5
🌀	June -	13
🌀	July -	7
🌀	Aug – Oct -	14

Breakdown of referrals per client group:

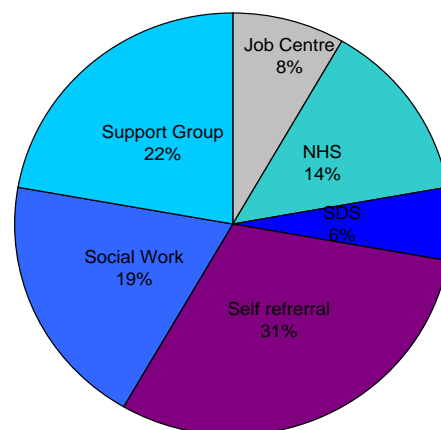
🌀	Learning Difficulties -	22
🌀	Mental Ill Health -	21
🌀	ASD/Aspergers -	14
🌀	Head Injury -	2
🌀	Physical & Sensory -	9
🌀	Dyslexia -	1
🌀	Other -	3

**All of our clients have Social Work or NHS involvement**

Benefits as at referral

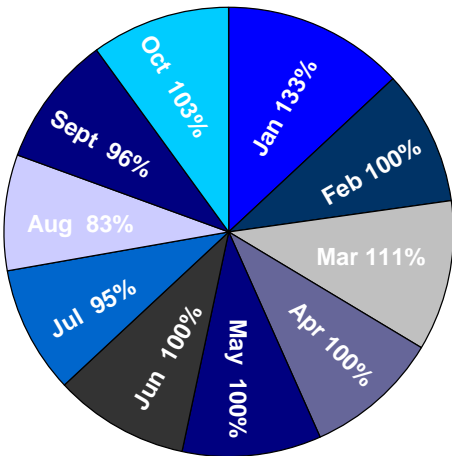
🌀	Incapacity Benefit -	8
🌀	DLA -	21
🌀	ESA -	7
🌀	JSA -	11
🌀	Income Support + Premium -	14
🌀	Other/ None -	11

**Sources of Referral**



***“After interview our clients wait on average 8 weeks before being case-loaded and allocated their own Job Coach”***

# EMPLOYMENT 2010



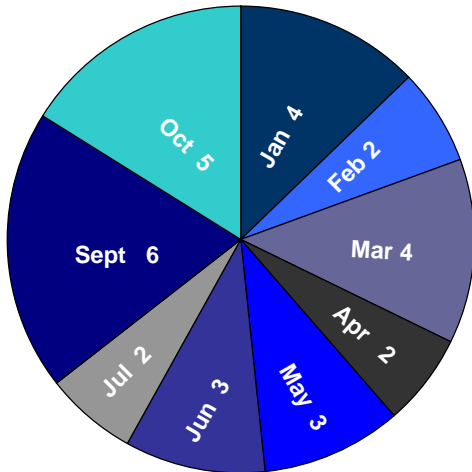
Employment Percentage Against Target

## 2010 to date

- ↪ Currently 103% on target
- ↪ 11 Full-time Job Entries
- ↪ 20 Part-time Job Entries

## Positions filled Sept + Oct

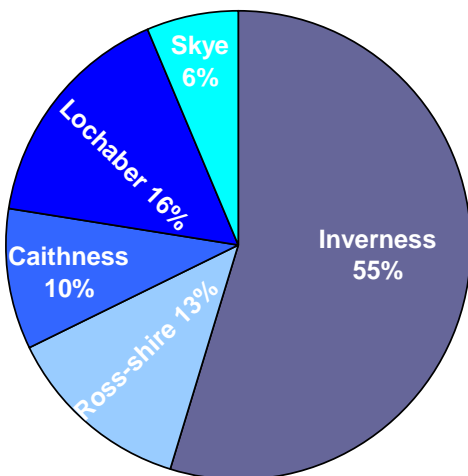
- ↪ Blythswood - Warehouse Assistant
- ↪ Cap Gemini - Call Centre Assistant
- ↪ Self Employed - Wood Crafter
- ↪ Ferguson Transport - Administrator
- ↪ Simpsons - Kitchen Porter
- ↪ Croit Anna Hotel - House Keeper
- ↪ Marine Harvest - General Assistant
- ↪ Claymore Dairy - Milkman
- ↪ Primark - Sales Assistant
- ↪ Self Employed - Foliage Harvesters



Employment Outcomes

## Client Group for Sept/Oct Outcomes

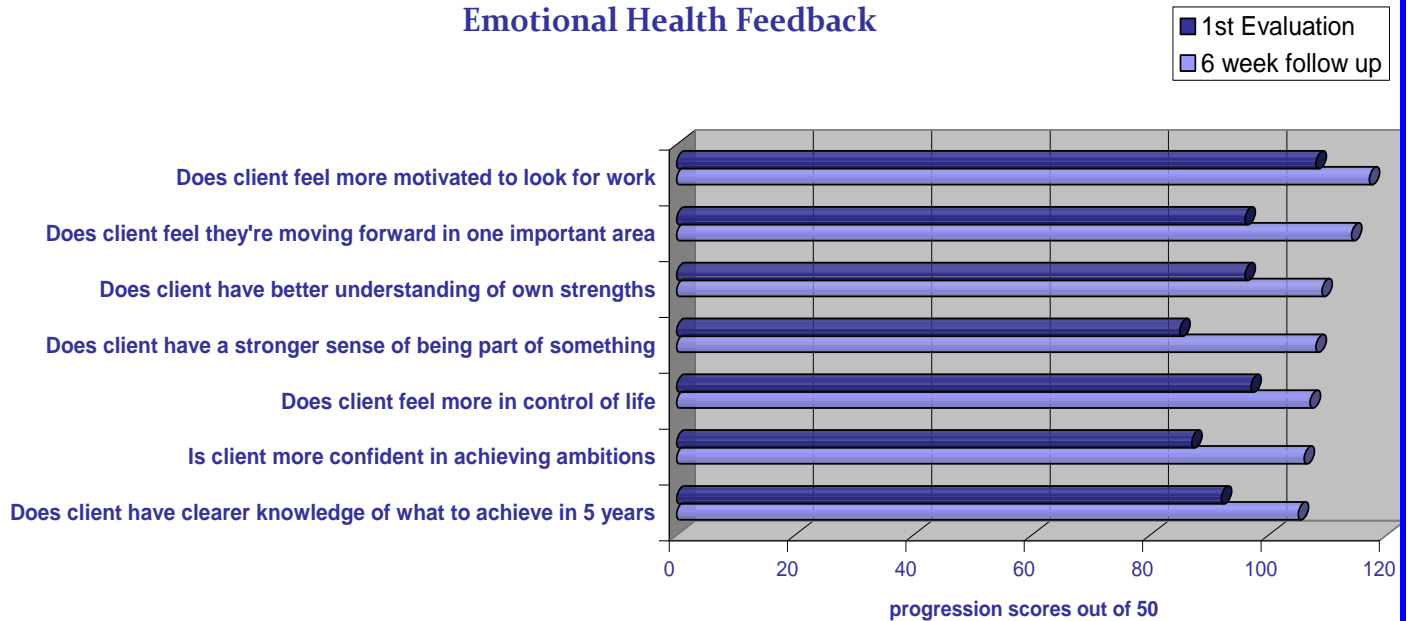
- ↪ Mental Ill Health
- ↪ ASD/Asperger
- ↪ Physical and Sensory



Employment in 2010 per Area

**“On average our 31 clients who have started work are now £314.08 better off per month”**

## Emotional Health Feedback



## Client Service Feedback

- 100% of clients rated the overall service they received as good or very good
- 100% who provided feedback found the Shirlie Project approachable
- 88% felt in control of the direction being taken
- 100% felt they received a quality professional service
- 94% thought we worked well with other Professionals
- 100% felt we were a service they could trust
- 94% thought we worked well with their support networks

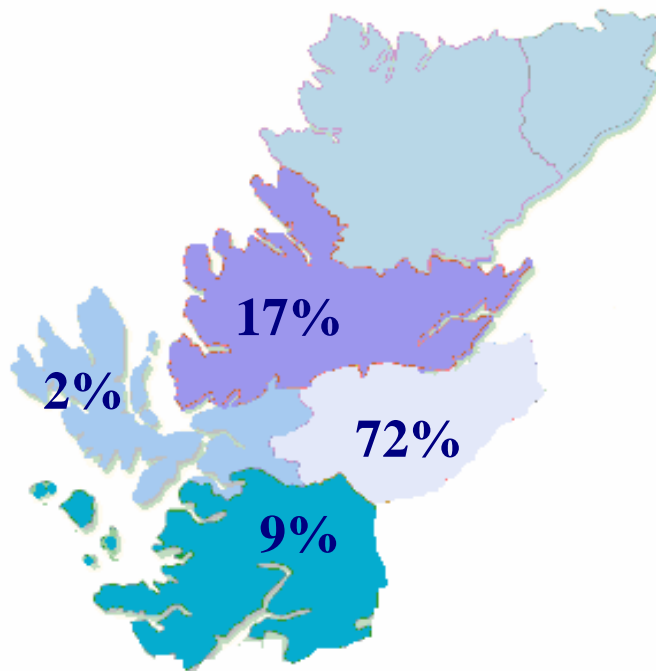
***“I wish to thank everyone at the Shirlie Project for helping me get to where I am ”*** (a 2010 client)

**“ Excellent service, Shirlie Project staff were very helpful and supportive”**  
(Head Gardener)

## Employer Feedback 2010

Employers Interviewed – 64

Breakdown of employers per area:



Size of Companies interviewed:

- 🌀 Up to 10 employees - 24
- 🌀 11 – 50 employees - 27
- 🌀 51 – 250 employees - 11
- 🌀 More than 250 - 2

- 🌀 92% of employers felt that the Shirlie Project met their expectations
- 🌀 75% of employers felt that our client met their expectations
- 🌀 81% would consider using the Shirlie Project when recruiting
- 🌀 95% of employers thought that the Shirlie Project gave the best possible support to the client
- 🌀 95% of employers believed that they received the best possible support from the Shirlie Project

**“Everything is going smoothly with our working relationship between us at Cap Gemini and the Shirlie Project”** (Cap Gemini)